



KEY BENEFITS

Advanced Architecture

Matrix utilizes enterprise-grade software and infrastructure tools by Microsoft, Citrix, Cisco and others to ensure system stability, performance and security.

Supported Platforms

- Windows Server
- Linux
- OS/400
- RS/6000
- Exchange Server
- SQL Server
- Citrix XenApp/XenServer
- more

Built-in services:

- 24 x 7 Support Center
- User Helpdesk
- Desktop and device management
- WAN/LAN Management
- IT Security Administration
- Project management (optional)
- Application provisioning, implementation and management

Why Matrix?

For 12 years Columbia, SC-based Matrix has been providing a broad range of data network management and support services to businesses throughout the Carolinas and nationwide.

Contact:

877-255-4221 or
Info@Matrix-IBS.com

www.Matrix-IBS.com




What is ENA?

Step 1

Matrix ENA is a comprehensive data networks and infrastructure assessment and analysis engagement.

ENA starts with the loading of a very small software agent onto all servers and workstations.




Analyze

Step 2

Our network evaluation engine concludes the following:

- General security status (who has access?)
- Server and workstation operating system patch status
- Endpoint status and security
- Utilization of critical server components
- Much More




Assess

Step 3

At the end of the assessment (service interval is approximately 2 weeks) we will present results and recommendations. You may then engagement Matrix to address the recommendations, but there is no obligation to do so.

The bottom line: You have everything to gain with Matrix ENA.



Recommend & Resolve